

VDL art. code	Nominal size [mm]	Recommended mounting distance for use with a PVC-U PN 10 / 16 tube at 20°C			Recommended mounting distance for use with a PVC-U PN 10 / 16 tube at 30°C			Recommended mounting distance for use with a PVC-U PN 10 / 16 tube at 40°C			Recommended mounting distance for use with a PVC-U PN 10 / 16 tube at 50°C			Recommended mounting distance for use with a PVC-U PN 10 / 16 tube at 60°C		
		Assembly situation			Assembly situation			Assembly situation			Assembly situation			Assembly situation		
		A/B/C/D	E	F	A/B/C/D	E	F	A/B/C/D	E	F	A/B/C/D	E	F	A/B/C/D	E	F
		[mm]	[mm]	[mm]	[mm]	[mm]	[mm]	[mm]	[mm]	[mm]	[mm]	[mm]	[mm]	[mm]	[mm]	[mm]
5.26.090	90	880	880	880	748	748	74	616	616	616	528	528	528	440	440	440
5.26.110	110	960	960	960	816	816	816	672	672	672	576	576	576	480	480	480
5.26.125	125	1020	*	*	867	*	*	714	*	*	612	*	*	510	*	*
5.26.140	140	1080	*	*	918	*	*	756	*	*	648	*	*	540	*	*
5.26.160	160	1160	*	*	986	*	*	812	*	*	696	*	*	580	*	*
5.26.180	180	1200	*	*	1020	*	*	840	*	*	720	*	*	600	*	*
5.26.200	200	1300	*	*	1105	*	*	910	*	*	780	*	*	650	*	*
5.26.225	225	1300	*	*	1105	*	*	910	*	*	780	*	*	650	*	*
5.26.250	250	1300	*	*	1105	*	*	910	*	*	780	*	*	650	*	*
5.26.280	280	1500	*	*	1275	*	*	1050	*	*	900	*	*	750	*	*
5.26.315	315	1500	*	*	1275	*	*	1050	*	*	900	*	*	750	*	*
5.26.355	355	1500	*	*	1275	*	*	1050	*	*	900	*	*	750	*	*
5.26.400	400	1500	*	*	1275	*	*	1050	*	*	900	*	*	750	*	*

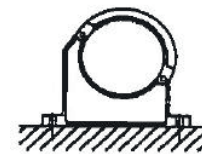
### Conditions with respect to the above mentioned Advised Installation Distance:

VDL Tube Clips should be mounted on a flat and stable surface. In case of the use of C-Rails as support, the flat, closed site should be used. When a VDL Tube Clip has to be mounted on the open side of the C-Rail, a steel plate under the VDL Tube Clip has to be positioned, so it results in a flat and stable surface.

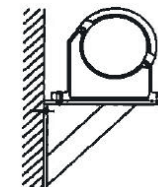
In all types of applications reliable fastening materials should be used. Only the application of bolts or screws with a flat surface on the lower end of the head in combination with a washer is allowed. Bolts and screws with a countersunk head may never be used.

The mentioned advised spacing is applicable for PVC-U pipes in the pressure rating PN 10 or PN 16, filled with water at the temperature as mentioned. The spacing is only valid in case of a static load. Dynamic loads which can occur when a pump is started or in case of opening and closing of valves are not considered and will make extra support necessary. In case of installation of heavy accessories, such as valves and filters, extra support of the pipe system should be considered.

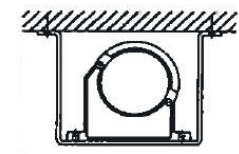
*\* Not recommended for mounting horizontally on the wall and ceiling. Only possible if special provisions are made (see drawings B and C).*



**Assembly situation A**  
Mounting on the floor



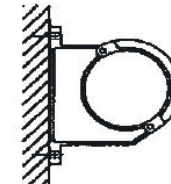
**Assembly situation B**  
Mounting on the wall supported horizontally



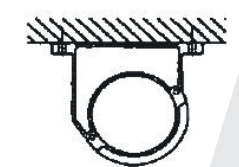
**Assembly situation C**  
Mounting on the ceiling supported horizontally



**Assembly situation D**  
Mounting on the wall vertically



**Assembly situation E**  
Mounting on the wall horizontally



**Assembly situation F**  
Mounting on the ceiling